




# Available Fixups per Workflow Version

Fixup	different Methods				
Add a DieLine from the Center			✓	✓	✓
Add a DieLine to the ImageBox		✓	✓	✓	✓
Add a Second Dieline			✓	✓	✓
Add Background			✓	✓	✓
Add Caption			✓	✓	✓
Add Crop Marks			✓	✓	✓
Add Edge Reinforcement			✓	✓	✓
Add Finishing			✓	✓	✓
Add Grommets/Drillholes	... by distance		✓	✓	✓
	... by numbers		✓	✓	✓
Add Objects on Layer			✓	✓	✓
Add Outline to Text			✓	✓	✓
Add Pole Pockets			✓	✓	✓
Add White Outline for Colored Areas			✓	✓	✓
Assign Source Profile for RGB objects			✓	✓	✓
Change „Overprint“ to „Multiply“			✓	✓	✓
Change Overprint-State of a Spot Color			✓	✓	✓
Change Tint Value for Spot Color		✓	✓	✓	✓
Clip existing Separation		✓	✓	✓	✓
Clip Print Item with Additional Bleed			✓	✓	✓
Convert Black Text Objects to Rich Black			✓	✓	✓
Convert Fonts to Outlines			✓	✓	✓
Convert Page Content to an Image			✓	✓	✓
Convert Pure Black to Rich Black			✓	✓	✓
Convert Registration Color		✓	✓	✓	✓
Convert RGB vector objects to CMYK working space			✓	✓	✓
Convert Spot Colors to CMYK			✓	✓	✓
Convert to CMYK			✓	✓	✓
Convert to Grayscale			✓	✓	✓
Create a DieLine for Irregular Shapes			✓	✓	✓
Create a separation for objects using the selected color			✓	✓	✓
Create Bleed by Mirroring	Repair last pixel as image	✓	✓	✓	✓
	Mirror page objects	✓	✓	✓	✓
	Stretch border areas as image	✓	✓	✓	✓
Create Bleed by Upscaling			✓	✓	✓
Create Bleed on Irregular Shape			✓	✓	✓
Create Colored Bleed			✓	✓	✓
Create Ellipse/Rectangle as Technical Shape			✓	✓	✓

Create Line on selected Box		✓	✓	✓
Create Spot Color Separation depending on Total Ink Coverage	Linear from 50% - 200%	✓	✓	✓
	Linear from 0% - 300%	✓	✓	✓
Create Spot Color Separation to Printed Objects		✓	✓	✓
Create Unprinted Rectangle			✓	✓
Create White Only Separation			✓	✓
Crops to Visible Area			✓	✓
Day and Night Output	... Color   White   White   Color		✓	✓
	... Color   White   Color		✓	✓
	... Custom		✓	✓
Delete Pages	... a page range		✓	✓
	... specific page		✓	✓
Delete Separation			✓	✓
Derive a Dieline from Spot Color			✓	✓
Derive a PageBox from Colored Objects			✓	✓
Derive Page Geometry Boxes from CropMarks			✓	✓
Downsample and/or Compress Images	... color/grayscale images		✓	✓
	... monochrome images		✓	✓
Dye Background			✓	✓
Embed missing Fonts			✓	✓
Extract Colors from DeviceN			✓	✓
Extract Print Items from Page			✓	✓
Extract text (OCR)			✓	✓
Fill Closed Path with Spot Color			✓	✓
Fill PageBox with Spot Color	✓		✓	✓
Flatten Layers			✓	✓
Flatten Transparency			✓	✓
Hide Selected Layers			✓	✓
Increase Tone Values in Midtones			✓	✓
Increase White Elements			✓	✓
Knockout overprinted RGB-Vector/Text			✓	✓
Make all Layers Visible			✓	✓
Make Selected Layers Visible			✓	✓
Map CMYK Values from Vector Objects to a Spot Color			✓	✓
Map CMYK Values to a Spot Color			✓	✓
Merge Pages			✓	✓
Mirror the Print Item on a Specific Edge			✓	✓
Mirror the Print Item on the Long Edge			✓	✓
Mirror the Print Item on the Short Edge			✓	✓
Move Spot Color Objects to the foreground			✓	✓
Redraw Dieline of the TrimBox			✓	✓
Reduce Tone Values in Midtones			✓	✓
Redye CMYK-Objects	✓		✓	✓
Remove BX and EX Entries.			✓	✓

Remove Empty Pages		✓	✓	✓
Remove existing Bleed		✓	✓	✓
Remove Layers and crop to the visible area		✓	✓	✓
Remove Objects outside Page Geometry Box		✓	✓	✓
Remove Output Intent		✓	✓	✓
Remove Page Boxes		✓	✓	✓
Remove Print Marks		✓	✓	✓
Remove Printing Objects in Defined Area		✓	✓	✓
Remove Scale Factor		✓	✓	✓
Remove Selected Layers		✓	✓	✓
Remove Spot Color	✓	✓	✓	✓
Remove unused and/or hidden Layers		✓	✓	✓
Rename Spot Color		✓	✓	✓
Rename, Convert or Remove Spot Colors		✓	✓	✓
Render Comments		✓	✓	✓
Resize TrimBox		✓	✓	✓
Resize TrimBox and set Bleed		✓	✓	✓
Rotate and/or Mirror Page	✓	✓	✓	✓
Rotate Page Content		✓	✓	✓
Scale Page Content	... by percentage	✓	✓	✓
	... absolute	✓	✓	✓
Scale Page Content Absolute		✓	✓	✓
Scale Page Content by Percent		✓	✓	✓
Set Black Objects to Knockout		✓	✓	✓
Set Black objects to Overprint		✓	✓	✓
Set MediaBox to Origin		✓	✓	✓
Set Overprint State for Spot Colors		✓	✓	✓
Set Page Geometry Boxes		✓	✓	✓
Set Scale Factor		✓	✓	✓
Set TrimBox to the Dieline		✓	✓	✓
Set White Objects to Knockout		✓	✓	✓
Split a long Print Item into several pages	... to page hight	✓	✓	✓
	... to page number	✓	✓	✓
Split Pages		✓	✓	✓
Synchronize Selected Page Geometry Boxes		✓	✓	✓
Upscale Image Resolution	... color/grayscale images	✓	✓	✓
	... monochrome images	✓	✓	✓

Selfmade hinzufügen